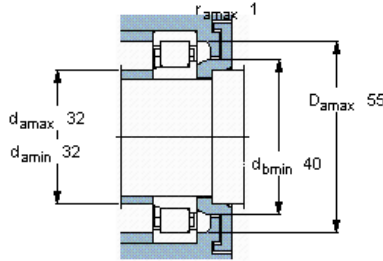
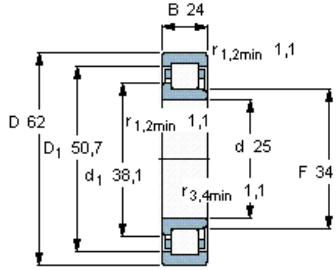


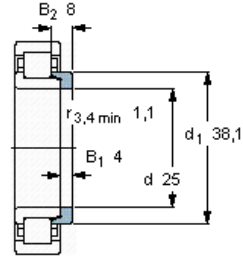
Cylindrical roller bearings, single row

Principal dimensions			Basic load ratings		Designation	Angle ring
d	D	B	dynamic C	static C0	* SKF Explorer bearing	Designation
mm			kN		-	-
25	62	24	64	55	NJ 2305 ECP *	HJ 2305 EC



Calculation factors

k_r 0,25
 e 0,3 Y 0,4



HJ 2305 EC

Mass kg 0,025